

CHANNELpro

CHANNELpro Manual

CHANNELpro is an interface to several booking portals and central reservation systems. It enables private hotels and hotelchains to maintain online all inventory data such as rates and availabilities. Further all reservations processed through the CRS are saved and can be reviewed at any time.

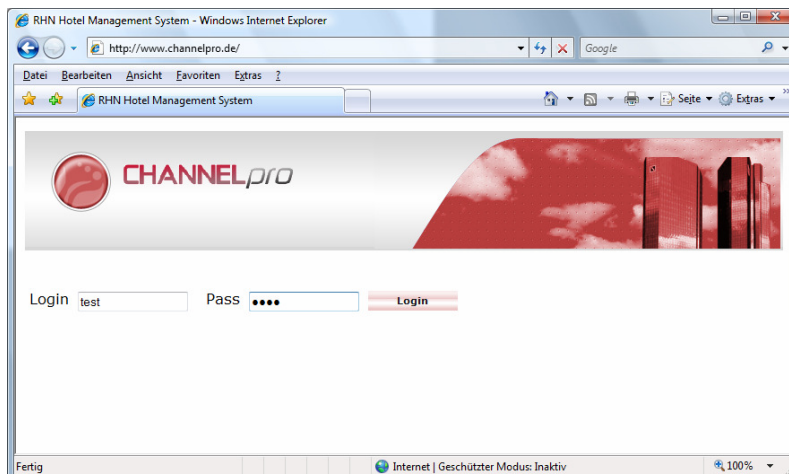
CHANNELpro is available in German, English, French and Italian.

How is a hotel setup in CHANNELpro?

Our team will setup the hotel in CHANNELpro and provide the access data upon activation. From the moment of activation, the only way to maintain rates and availabilities will be through CHANNELpro. Your CRS access to REDX will then be deactivated.

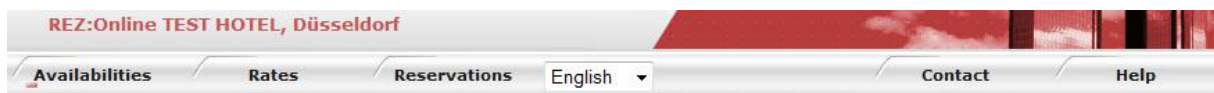
Access to CHANNELpro

Upon receipt of the activation mail, you can use the login and pass to enter the interface at www.channelpro.de. You will be automatically redirected to the availabilities page.



Menue and navigation

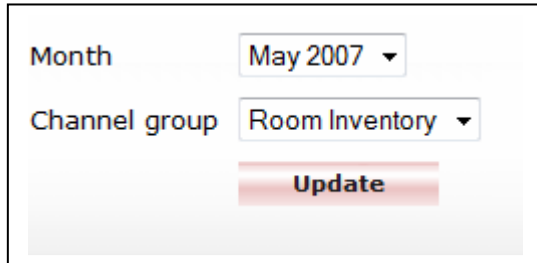
The menu contains 6 sections: Availabilities, rates, reservations, language selection, contact and help.



Availabilities

The **availability** page is portioned into "Standard/Room inventory entry" on the left hand side and "fast entry" on the right hand side.

At first choose a month, which you wish to maintain and click on "update".



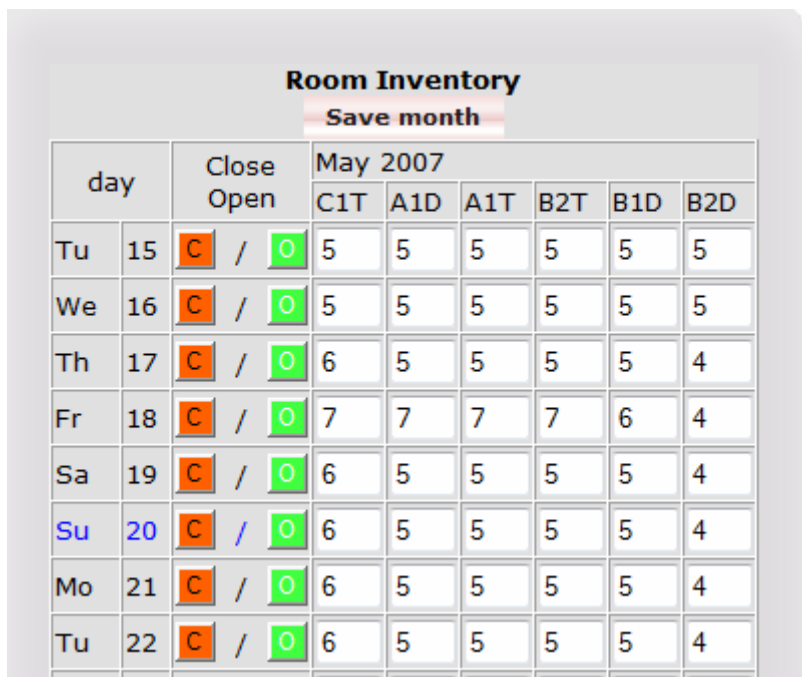
Month: May 2007
Channel group: Room Inventory
Update

Room inventory

















Please use  (CLOSE) to close a complete day or to set a room inventory to „zero“.

Please use  (OPEN) to set the standard inventory for a complete day

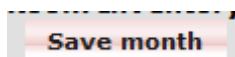
Of course you can change availabilities of a room type each day on its own with different inventories.



Room Inventory
Save month

day		Close Open	May 2007					
			C1T	A1D	A1T	B2T	B1D	B2D
Tu	15	 / 	5	5	5	5	5	5
We	16	 / 	5	5	5	5	5	5
Th	17	 / 	6	5	5	5	5	4
Fr	18	 / 	7	7	7	7	6	4
Sa	19	 / 	6	5	5	5	5	4
Su	20	 / 	6	5	5	5	5	4
Mo	21	 / 	6	5	5	5	5	4
Tu	22	 / 	6	5	5	5	5	4

Please note: YOU HAVE TO CLICK ON „SAVE MONTH“ to save your changes.



For your help the system has a „mouse over“description.

Just roll your PC mouse over one of the fields an a short description will be displayed.

Room Inventory								
Save month								
day		Close Open	May 2007					
			C1T	A1D	A1T	B2T	B1D	B2D
Tu	15	C / O	5	5	Room type A1T De Luxe single room			
We	16	C / O	5	5	norm. occupancy:1 max. occupancy:2			
Th	17	C / O	6	5				
Fr	18	C / O	7	7	7	7	6	4
Sa	19	C / O	6	5	5	5	5	4
Su	20	C / O	6	5	5	5	5	4
Mo	21	C / O	6	5	5	5	5	4
Tu	22	C / O	6	5	5	5	5	4
We	23	C / O	6	5	5	5	5	4

Fast entry

This feature allows you to change the following data at once:

- * Room types to be updated
- * Start and end of updated period
- * Inventory
- * If you have more than one distribution channel connected to CHANNELpro you can choose the channels to be updated

Fast entry

Room type

Begin

End

Available

Valid for the following channels:

Select all

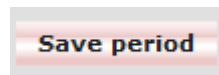
Room Inventory

Dedicated Room Inventory

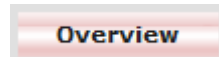
Overview

Shows availability of the next months

Again do not forget to click on „save period“ after changing the requested data!



To get a view of all months, simply click on „overview“



Rates

Please click on the menu „rates“and you will be directed to the rates page. You will see the actual rate seasons for each rate level.



Actual rates

Rates	Best Available Rate													Add new
Rooms	C1T	A1D	A1T		B2T		B1D			B2D				
Period														
01MAY07-18MAY07	60	60	65	95	100	70	80	70	0	0	50	50	50	2
19MAY07-31AUG07	60	60	65	100	120	70	80	70	0	0	60	60	60	2
01SEP07-31DEC07	60	60	65	90	100	70	80	70	0	0	0	0	0	1

To change a rate season, please click on the date.
For example:

[19MAY07-31AUG07](#)

You will then be directed to a detailed view.

Update Rate Season

From

C1T	60				
A1D	60	65			
A1T	100	120			
B2T	70	80			
B1D	70	0	0	0	
B2D	60	60	60	0	

Arrival possible

Mo	Tu	We	Th	Fr	Sa	Su
<input checked="" type="checkbox"/>	<input checked="" type="checkbox"/>	<input checked="" type="checkbox"/>	<input checked="" type="checkbox"/>	<input checked="" type="checkbox"/>	<input checked="" type="checkbox"/>	<input checked="" type="checkbox"/>

Departure possible

Mo	Tu	We	Th	Fr	Sa	Su
<input checked="" type="checkbox"/>	<input checked="" type="checkbox"/>	<input checked="" type="checkbox"/>	<input checked="" type="checkbox"/>	<input checked="" type="checkbox"/>	<input checked="" type="checkbox"/>	<input checked="" type="checkbox"/>

Select options

Valid for the following weekdays:
Mo Tu We Th Fr Sa Su

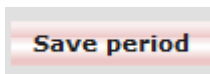
Valid for the following channels:
 Select all
 Best Available Rate
 Best Available Rate
 RAC01

In the detailed view you will be able to change the following settings:

- Rate per room type and occupancy
- Minimum stay
- Validity of the rate


PLEASE Note:

- You cannot delete a rate season. It will be overwritten as soon as you have changed it.
- Quad rooms are displayed as triple with additional person. The inserted rate for the additional person is the additional markup not the complete rate. If the markup is "zero" then the Quad room rate is equal to the triple room rate.
- Again do not forget to click on „save period“ after changing the requested data!



Reservations

Please click on reservations to be directed to an overview of all reservations arriving in the future, from the date of activation on.

Reservation  [:3SY0000511785](#) [back](#)

Guest surname:
Guest first name:
Form of address (Mr/Ms):
Address:
Telephone (+...):
Fax (+...):
E-mail:
Arrival date:
Departure date:
Room type:
Rate level:
No. of rooms:
Adults per room:
Children per room:
Cribs/cots:
Room rate per night:
Total rate:
Meals:
Remark:

Logging System

Reservation

To download or to view the complete reservation data, please click on the „PDF“ icon.